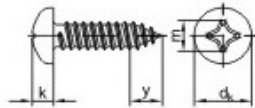
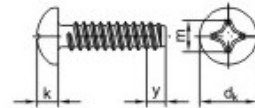


**DIN (ISO)**

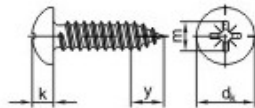
**7981 C-H  
(7049)**



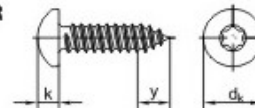
**7981 F-H  
(7049)**



**7981 C-Z  
(7049)**



**7981 C-ISR  
(14585)**



Wymiar	ST 2.2	ST 2.9	ST 3.5	ST 3.9	ST 4.2	ST 4.8	ST 5.5	ST 6.3
$d_k$ DIN/ISO	4.2/4	5.6	6.9/7	7.5	8.2/8	9.5	10.8/11	12.5/12
$k_{max}$ DIN/ISO	1.8/1.6	2.2/2.4	2.6	2.8	3.05/3.01	3.5/3.7	3.95/4	4.55/4.6
cross recess size	1	1	2	2	2	2	3	3
TORX size	-	T10	T15	-	T20	T25	T25	T30
$y_{type c}$	2	2.6	3.2	3.5	3.7	4.2	5	6
$y_{type f}$	1.6	2.1	2.5	2.7	2.8	3.2	3.6	3.6

